


Replacement Canvas



INSTALLATION MANUAL

Hardware Identification



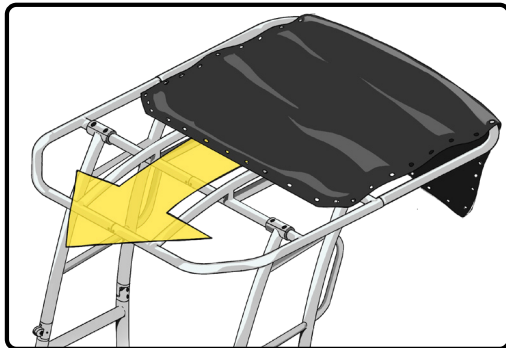
8" Cable Ties*



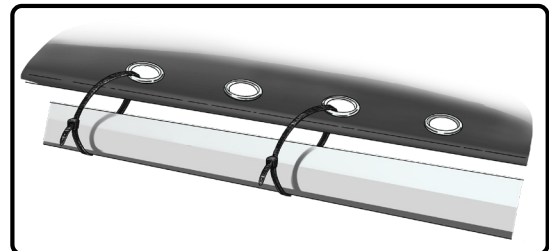
Proudly made of Sunbrella® fabric, our Fishmaster t-top covers are designed to be UV and fade resistant. Even with constant exposure to the sun, these t-top covers will hold their bright colors. Fishmaster and Sunbrella® provide a trusted canvas t-top cover to keep you safe and comfortable during your boating excursions.

Step 1: Installing the Replacement Canvas

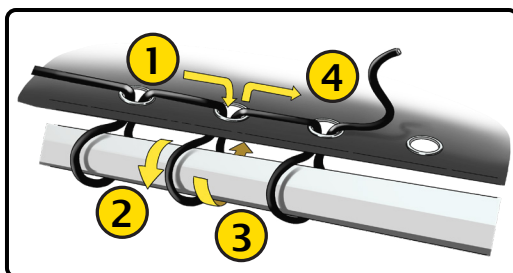
1. Slide the canvas top onto the canopy of the tower. Make sure the white I.D. tag is in the back and on the underside.




2. Keep the canvas in place by first attaching cable ties. Maintain an even spacing between the canvas and the tubes.



3. Thread the rope through each grommet and over the bars as shown below. Remove the cable ties afterwards.



PRO TIP: With a firm tug, tighten the canvas down like a drum head.



Do you have questions? Call us @ 877.777.8693 Monday – Friday, 8am–5pm EST